




Fold here




Fold here



Fold here



Fold here



PLACE CARDS

INSTRUCTIONS

1. Cut out each place card.
2. Fold them in half along the dotted lines.
3. Fill in the card and place around the table
4. Enjoy your Longest Table!

Tip- you can use these cards to display the name of your guests, a dish or plate of food.

